



LIVING OUR FAITH IN LOVE™

COUPLE RECORDS & NOTES

[THEMARRIAGEGROUP.COM](http://THEMARRIAGEGROUP.COM)





GROOM'S NAME

BRIDE'S NAME

AGE

AGE

WEDDING DATE

NOTES ON FAMILY STRUCTURE

DOCUMENTS NEEDED

GROOM BRIDE

BAPTISMAL CERTIFICATE

CONFIRMATION

STATE LICENSE

GROOM BRIDE

PRE-CANA CERTIFICATE

NFP CERTIFICATE

\_\_\_\_\_



## FAMILY OF ORIGIN


A large, empty light gray rectangular area intended for handwritten notes or text related to the 'FAMILY OF ORIGIN' section.

## BALANCING VALUES, CAREERS, AND PRACTICAL ISSUES


A large, empty light gray rectangular area intended for handwritten notes or text related to the 'BALANCING VALUES, CAREERS, AND PRACTICAL ISSUES' section.



## BECOMING EFFECTIVE COMMUNICATORS



## COMMUNICATION AND CONFLICT RESOLUTION





## FINANCES


A large, empty light gray rectangular area intended for writing notes related to the 'FINANCES' section.

## THE BEAUTY OF SEXUALITY & INTIMACY IN MARRIAGE


A large, empty light gray rectangular area intended for writing notes related to the 'THE BEAUTY OF SEXUALITY & INTIMACY IN MARRIAGE' section.



## THEOLOGY AND SPIRITUALITY OF MARRIAGE



## NATURAL FAMILY PLANNING



## ASK ANYTHING



### INSTRUCTIONS:

At any point during marriage prep, remove the next page of this booklet and give it to the engaged couple.

The goal for this exercise is to facilitate curiosity and give the engaged couple time to think of questions they'd like to ask about married life.


There's value in letting couples make a list of questions they think of while watching the videos or things they're wondering about that haven't been covered during the preparation process.

**You can make time to answer their questions in a variety of ways. Here are some suggestions:**


1. Make your last in-person meeting more social, including snacks or beverages in a relaxed atmosphere, and let the engaged couple ask the questions they've compiled. This can be a fun time to share stories and insight from your own experience as you relate to the things they are curious about.
2. Have the couple email you their questions throughout the preparation process, so you can cover them at your next meeting.
3. Once the couple returns their questions, take time to answer them via email so they have a written record of your responses to refer back to in the future.
4. Set a time to check in with the couple after the wedding and refer back to their questions to see how things have changed since they've been married.



ASK ANYTHING



ASK ANYTHING







[THEMARRIAGEGROUP.COM](http://THEMARRIAGEGROUP.COM)